

NEW



MIDI EXCAVATOR | 85Z-2/86C-2/90Z-2/100C-2

Operating weight: 8300/9750kg Net engine power: 45.4kW



A BETTER PLACE TO WORK.

WE'VE ALWAYS BELIEVED THAT HAVING A COMFORTABLE, EASY TO USE WORKING ENVIRONMENT MAKES FOR A MORE PRODUCTIVE OPERATOR. THAT'S WHY OUR NEW 8-10 TONNE, DASH 2 MIDI EXCAVATOR CABS HAVE BEEN UPGRADED TO PROVIDE EASY TO SEE INFORMATION AND EASY TO USE CONTROLS, MAKING THEM GREAT PLACES TO WORK.

All-day comfort.

1 The cab is incredibly spacious and its large door provides easy, safe access. Inside, these new dash 2 models have more floor space than before.

2 For improved efficiency and reduced component wear, the new 8-10 tonne range feature a fully automatic hydraulic warm-up system. This warms the hydraulic circuit to the optimum temperature for operation.

3 All new instrumentation with a 7" portrait display screen and rotary controlled dial as the main navigation tool. The display incorporates a health check information as standard and optional lift overload and rear safety camera.

4 A new Bluetooth radio with hands free, auxiliary socket and 12V phone charger, powerful heater with window de-mister and a high performing air conditioning system with 9 vents completes the picture.

To ensure all-day operator comfort, there's fully adjustable suspension seating with an optional heated air suspension seat with independent adjustable positions. Switches are ergonomically laid out around a crystal clear informative colour LCD display with optional reversing camera.



Complete command of hydraulics.

5 The proportional hydraulic circuits have standard tool select for up to 10 attachments. The operator can easily manage modes and flows via the new digital screen and rotary dial.

6 With the new and improved ergonomic electro-hydraulic dozer control as standard, operators can achieve smooth and precise grading control.

The option of a third auxiliary line gives the ability to operate tilt rotators to further enhance versatility and ease of use.

7 The optional 4-way dozer can be angled right and left which, combined with the dozer float function makes levelling and backfilling work incredibly easy, even on inclines and uneven terrain.

8 Our fully CE marked, factory-fitted hydraulic quickhitch is another option to add to your machine, which is a great benefit for changing attachments quickly.

Attachment changeover is also made easy with the hydraulic circuits auxiliary venting system, simply managed through the new membrane switch.



5



6



7



8

QUALITY YOU CAN RELY ON.

CUSTOMERS DEMAND HIGH QUALITY, RELIABLE AND DURABLE MACHINES THAT STAND THE TEST OF TIME. THAT'S WHY OUR LATEST, 8-10 TONNE DASH 2 MIDI EXCAVATORS ARE DESIGNED AND BUILT TO BE ROBUST WITH 100% STEEL BODYWORK PLUS STRONG AND RELIABLE COMPONENTS.

With a finite element analysis-designed, heavy-duty structure as well as simplified H-frame construction, the undercarriage is both durable and gives complete confidence.



Structural strength.

- 1 Our fully robot welded boom and dipper is made from high tensile strength steel, with internal baffle plates for long-life durability.
- 2 Our clean and elegant four-plate dipper design provides added structural strength.
- 3 The bodywork on our midi excavators is made exclusively from pressed steel with no plastic, so it's strong and easy to repair.



Designed for hard work.

4 Our new 8-10 tonne dash 2 machines boast a heavy-duty kingpost which features durable re-bushable pivots to optimise service life. It also provides a safe route for all excavator hoses.

5 Because the cab door sits within the counterweight length when folded back, it's well protected from damage throughout operation.

The finest componentry.


Our components are supplied by leading manufacturers such as JCB Diesel by Kohler engines, Bridgestone tracks and Nachi and Bosch-Rexroth hydraulics, for added reassurance.

6 High quality 450mm rubber tracks with interlocking links will perform in even the most arduous applications.

Our 450mm steel tracks are pre-drilled to allow easy fitment of bolt on rubber pads.

There is also the option of 600mm steel tracks for greater ground bearing pressure capabilities or dedicated road liner pads (GeoGrip), which enable individual segments to be replaced if damaged.

7 The heavy duty boom cylinder guard provides excellent protection with optional dipper and bucket cylinder guards available for more arduous applications.



HIGH PERFORMANCE WITH LOW EMISSIONS.

JCB'S 85Z AND 86C ARE HIGH-PERFORMANCE PRODUCTIVE MIDI EXCAVATORS. PEAK POWER AND TORQUE AT LOW ENGINE SPEEDS MAKES FOR EFFICIENT CYCLES, AND THERE'S A WEALTH OF INNOVATIVE DESIGN FEATURES TO GET THE MOST FROM EVERY DROP OF FUEL.

Complete midi productivity.

1 The new 8T range has a JCB Diesel by Kohler common rail Tier 4 final compliant engine. This boasts DOC, turbocharger and intercooler. Power is increased to 48kW at just 2200rpm, and there's 300Nm of torque. This engine doesn't need a diesel particulate filter (DPF), reducing servicing, increasing uptime and improving fuel efficiency.

2 Based on the 8 tonne platform and powered by a larger engine, the 90Z-2 and 100C-2 allow operation within more confined areas than larger excavators but with the ability to dig parallel to walls with ease. The 90Z-2 and 100C-2 can also be operated using an under 10 tonne licence* making them ideal for the rental market. High tractive effort and tracking, ensures high dozing capabilities and fast travel times. To increase productivity, our auto kick-down motors automatically adapt to changes in terrain, increasing productivity and reducing operator fatigue.

*May vary by region.

3 For ultimate lift capacity and stability, opt for our 86C-2 model with optional triple articulated boom (TAB) giving you a greater working range with extended reach, closer digging and higher dumping capability.



1



2



3



ZTS or CTS?

We offer both zero and conventional tailswing configurations, but choosing the right one for you depends on your application as both setups can boost productivity in different ways. CTS gives greater stability, lifting capacity and a larger dig end; ZTS offers more manoeuvrability (especially in confined spaces) because operators don't have to worry about what's around them.

Innovative hydraulics.

4 A premium closed centre pump and valve provides excellent flow sharing for smooth, precise and balanced operation during multifunctioning.

5 Versatility is part of the package: our twin auxiliary lines generate both high and low hydraulic flows for an array of attachment operation.

Dozer design.

6 The proven dozer profile and angle provides high performance with easy-clean low soil retention. Tapered lift points are positioned behind the edge of the blade, providing excellent protection.

7 A 4 way angled dozer blade option to speed up trench backfilling, allied with a float option for easier ground levelling and efficient site clean up.

At the dig end.

8 Bucket rotation is an impressive 188°, offering great spoil retention during truck loading. Choose a dipper length to suit your application – from 1.65-2.25m, providing total versatility.

9 Our boom and dipper are perfectly matched, creating optimal dig end geometry. This makes it easier to work and load in confined areas.



4



6



7



8



9

SAFETY.

A SAFE SITE IS OF PARAMOUNT IMPORTANCE TO ANY OWNER, AS IS MACHINERY THAT'S EASY AND QUICK TO SERVICE. THE NEW 8-10 TONNE DASH 2 MACHINES HAVE SAFETY AND SERVICEABILITY FEATURES THAT PROTECT MACHINERY, OPERATORS AND BYSTANDERS ALIKE, AS WELL AS MINIMISING DOWNTIME.

Safer by design.

1 The new advanced lift overload feature gives a visual indication of the lifting limits of the machine which is displayed on the new screen. This incorporates a status bar with a coloured warning system accompanied by an audible alarm.



All new Dash 2 midi excavators have excellent stability thanks to a large track frame width and low centre of gravity.

JCB's safety lever lock fully isolates all hydraulic functions to prevent unintended movement.

2 Our unique 2GO system ensures your midi excavator hydraulics can be operated with a simple two-step process. Simply put the LH Control pod down and press the '2GO' button, this protects against accidental operation for ultimate safety.



3 The fully compliant ROPS and TOPS* cab has excellent front visibility courtesy of a 70/30 front screen split. It also provides a clear view of the front right track for easy, safe trench digging and manoeuvring. Overall, we have improved overhead visibility from the cab making truck loading easier and safer.

Optional LED lights accommodate the 'follow me home' function. When selected, the lights will remain on for 3 minutes even when the machine is switched off, illuminating the area and allowing the operator to get off the work site safely.

4 Additional tie down points have been introduced, 4 of which are integral to the upper structure and 4 more on the outer track frame. In total there are 12 anchoring points ensuring easy fastening of the machine and most importantly, safety when transporting between jobs.

5 Seat belt isolation option on the 8-10 tonne dash 2 machines means the hydraulics are isolated until the seat belt is engaged. An optional green beacon indicates when this has been done.

*Model and specification dependant.



4



5

SERVICEABILITY.

UPON FIRST IGNITION THE HEALTH CHECK INFORMATION ON THE NEW DISPLAY SCREEN WILL HIGHLIGHT ANY POSSIBLE ISSUES BEFORE OPERATION. INFORMATION INCLUDES FUEL LEVELS, ANY ACTIVE FAULTS, AIR FILTER CONDITION, ANY WATER PRESENT IN THE FUEL, AND COOLANT LEVEL.

Routine servicing.

1 All dig end and dozer greasing intervals are best-in-class at 500 hours, due to our graphite impregnated bronze bushes which save time and money. JCB's open frame undercarriage design with sloping track legs minimises material build-up for easier cleaning.

2 Underneath the wide opening steel bonnet you can easily fill the fuel tank from ground level. This is made even easier with the external diesel indicator. The optional refuelling pump features an auto stop function for reduced spillage and increased safety. The hydraulic valve block is isolated from the chassis by rubber mounts for reduced noise and vibration.

JCB midis have the best SAE service rating on the market, partly because routine checks can be done easily without special tools, and also thanks to the gas-strutted 30° tilting cab.



Further maintenance.

- 3 The two-piece floor mat is removable for easy cleaning while the anti slip cast tread plate provides safe entry and exit as well as long term protection to the paint bodywork.
- 4 Key components are easy to get to; there's a large inspection cover for the rotary joint and slew bearing, removable side skirts and in-fill panel. The sealed idler tension unit stops soil build-up and dozer hoses terminate at the bulkhead for simple replacement.

- 5 With 500 hour greasing and a gas-strutted tilting cab which allows easy routine checks, JCB midis have the best SAE service rating on the market.
- 6 Lifting a machine is made easier thanks to the tapered lift points at each end of the dozer. The lift points are behind the edge of the dozer blade for extra protection whilst on site.
- 7 The new dash 2 machines all feature colour-coded hydraulic hoses for easy identification.



LOW COST OF OWNERSHIP.


WHETHER YOU'RE A RENTAL COMPANY OR CONTRACTOR, JCB DASH 2 MIDI EXCAVATORS ARE DESIGNED TO GIVE YOU MORE THAN JUST GREAT PERFORMANCE AND LONG SERVICE LIFE.

A great investment.

1 One-Touch-Idle allows the engine revs automatically drop to idle speed. It can be activated by simply pressing the new rotary controller dial. Coupled with the unique below idle feature, which when the operator's armrest is lifted the engine revs automatically drop below idle. This unique feature improves fuel economy and reduces noise levels.

2 Auto Idle can be programmed to activate between 2 and 30 seconds after the controls have been inactive to increase fuel efficiency. Control your engine speed with four different modes with eight bands to easily toggle. This includes, light, general, heavy and heavy plus, all of which can be tailored to suit your application.

3 Identical bucket pin geometry to the world-leading JCB 3CX backhoe loader means attachments are fully interchangeable.



The patented near zero pressure return line circuit further improves fuel efficiency as the pump does not need to overcome as high a pressure before any work can be done.



The load sensing hydraulics on Dash 2 machines only consume power on demand, conserving fuel for when you need it most.

Because damage sometimes happens on site, flat glass windows are used throughout to minimise replacement costs.



TAB BOOM VERSATILITY.

THE NEW 86C-2 CAN BE EQUIPPED WITH AN OPTIONAL TRIPLE ARTICULATED BOOM (TAB) TO LET YOU TAKE ON TOUGHER JOBS IN A WIDER RANGE OF SITES AND CONDITIONS. IT LETS YOU REACH FURTHER, DIG CLOSER AND DUMP HIGHER FOR EVEN GREATER PRODUCTIVITY.

1 The versatile TAB boom provides a long reach making it ideal for levelling large areas.

2 It makes it easier to dig close to the machine and in narrow spaces without constant repositioning.

3 A higher reach and bucket bottom position makes it smoother and easier to load into lorries.

4 The TAB boom makes it easier to manoeuvre for easy and efficient vertical digging especially in tight spaces.





LIVELINK TELEMATICS.

LiveLink telematics helps you monitor and manage your machine fleet remotely anywhere in the world by radically improving the efficiency, productivity, safety and security of all your JCB and non JCB machine fleet.

MACHINE EFFICIENCY: Keep track of your machine's daily activity with regular performance reports which provide information about idle time, location, machine health, error codes for diagnostics, engine utilisation by power band, safety alerts, and fuel consumption. JCB LiveLink ensures machines are kept running for maximum uptime and return on investment.

MACHINE RELIABILITY: Accurate hours and service alerts improve maintenance planning to optimise machine productivity.

MACHINE SECURITY: LiveLink's real time geo-fencing alerts tell you when machines move out of predetermined zones. Curfew alerts inform you of unauthorised usage.



Track the location of any asset via Bluetooth connection.



An after market telematics solution which can be retrofitted to any machine.



COMPLETE CONTROL FOR YOUR FLEET.

LiveLink Fleet enables you to track every aspect of your equipment to maximise efficiency and machine uptime.

GUESS LESS, KNOW MORE: Equipment issues and service reminders are logged as soon as they occur, helping you to react quickly.

YOUR EYES ON THE GROUND: Integrate LiveLink Fleet with the JCB Operator mobile app and data from your operators' daily equipment checks feed instantly into your dashboard.

TOTAL PEACE OF MIND: Operator safety alerts help to ensure machines are being used efficiently and safely.

SMARTER TOOLS. SMARTER DECISIONS: From hours worked to fuel wastage, access custom analytics on your fleet to make smarter decisions, quicker.

EFFORTLESS MEETS PAPERLESS: Access certificates, warranty information, quick start machine guides and manuals.

The JCB Operator app

THEY SPOT IT, YOU KNOW IT.

The JCB Operator app gives you faster, clearer and more accurate information about your fleet, direct from the people using your equipment each day.

STAY IN TOUCH: Get regular checks on your machine with visibility in the LiveLink Fleet portal.

TAILOR YOUR CHECKS: Customise your checklists to suit any application, customer or site.

UPLOAD TO KEEP UPDATED: Upload useful information with photos and comments.

FULLY COMPATIBLE: The JCB Operator app works with non telemetry related machines and assets.

ACCESS ALL INFORMATION: Get access to documentation such as quick start guides.

*The individual features of LiveLink Telematics, LiveLink Fleet and Operator App vary per region, engine and machine type.

VALUE ADDED.

JCB'S WORLDWIDE CUSTOMER SUPPORT IS FIRST CLASS. WHATEVER YOU NEED AND WHEREVER YOU ARE, WE'LL BE AVAILABLE QUICKLY AND EFFICIENTLY TO HELP MAKE SURE YOUR MACHINERY IS PERFORMING TO ITS FULL POTENTIAL.



1

1 Our Technical Support Service provides instant access to factory expertise, day or night, while our Finance and Insurance teams are always on hand to provide fast, flexible, competitive quotes.

2 The global network of JCB Parts Centres is another model of efficiency; with 18 regional bases, we can deliver around 95% of all parts anywhere in the world within 24 hours. Our genuine JCB parts are designed to work in perfect harmony with your machine for optimum performance and productivity.

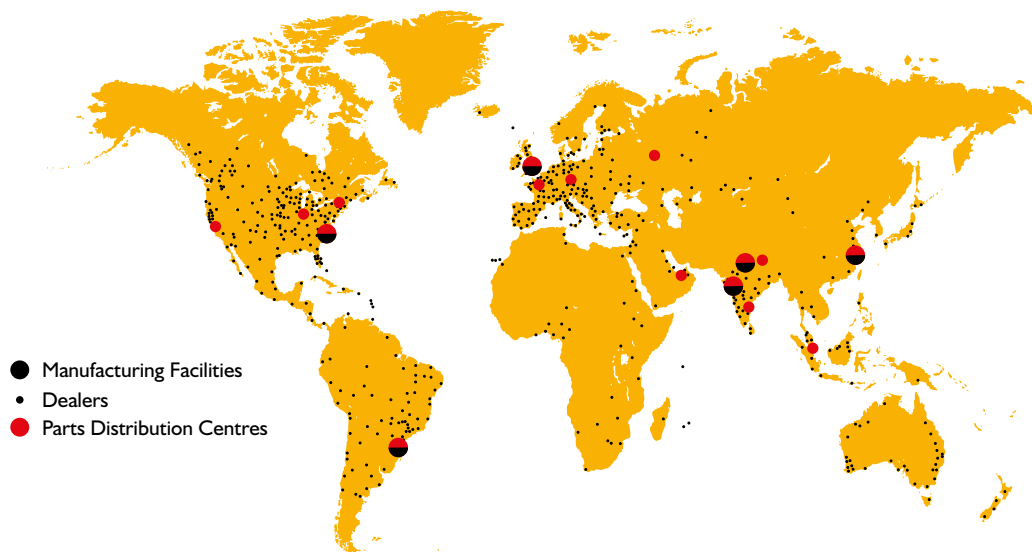


2

3 JCB offers comprehensive extended warranties as well as service-only or repair and maintenance contracts. Irrespective of what you opt for, our Maintenance teams around the world charge competitive labour rates, and offer non-obligation quotations as well as fast, efficient insurance repair work.

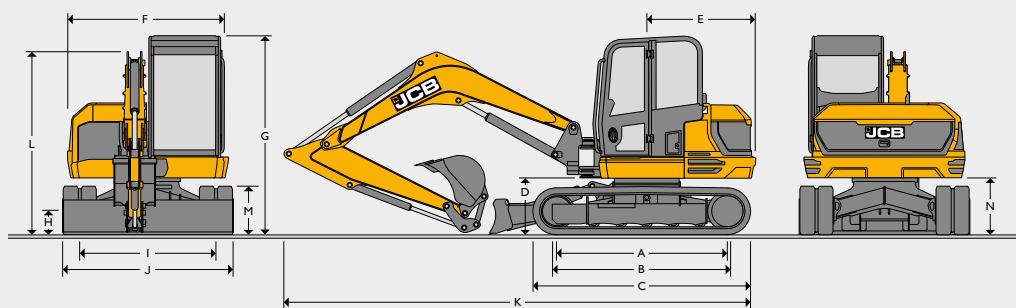


3



Note: JCB LIVELINK and JCB extended warranty packages may not be available in your region, so please check with your local dealer.

STATIC DIMENSIONS



Machine model	85z-2	86c-2	86c-2 TAB	90z-2	100c-2
A Sprocket idler centres			2325		
B Track length on ground			2325		
C Undercarriage overall length – rubber			2950		
Undercarriage overall length – steel			2900		
D Kingpost clearance			793		
E Tailswing radius	1145	1490	1600	1145	1601
F Overall width of superstructure	2168	2187		2187	
G Height over cab			2706		
H Ground clearance			350		
I Track gauge			1850		
J Width over tracks (450 shoes)			2300		
K Transport length with standard dipper	5833	6435	6655	6585	6860
L Transport height with standard dipper			2706		
M Track height			650		
N Counterweight clearance			762		

ENGINE

Machine model	85z-2	86c-2	86c-2 TAB	90z-2	100c-2
Model	Tier 4 Final KDI 2504 TCR				
Fuel	Diesel				
Cooling	Water cooled				
Gross power ISO 14396 kW (hp) @ 2200 rpm	48				55
Net power kW (hp) @ 2200 rpm	45.4				52.4
Gross torque ISO 14396 Nm @ 1500 rpm			305		
Displacement			2500		
Gradeability			30		
Starter motor			2		
Battery			12V, 750		
Alternator			12V, 100		

UNDERCARRIAGE

Machine model	85z-2	86c-2	86c-2 TAB	90z-2	100c-2
No of top rollers	1				
No of bottom rollers	5				
Track width			450		
Track width optional			600		
Ground clearance			350		
Track tensioning	Grease				
Travel speed – low			2.5		2.4
Travel speed – high	5				4.6 4.4
Tractive effort	61	65		58	59.8

HYDRAULIC SYSTEM

Machine model	85z-2	86c-2	86c-2 TAB	90z-2	100c-2
Nominal output @ 2200	lpm		158.4		148
Excavator/track main relief pressure			300		
Slew main relief pressure			226		
Auxiliary low flow			40		
Auxiliary high flow			100		
Auxiliary low flow			190		
Auxiliary high flow			190		

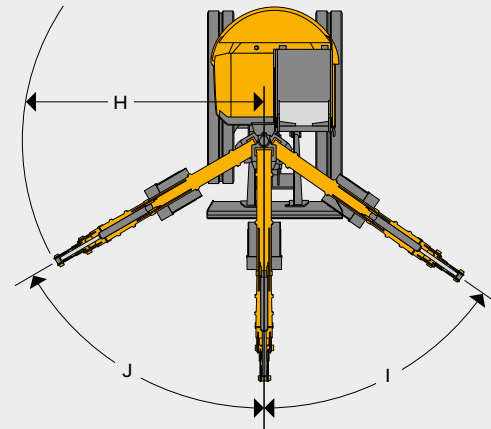
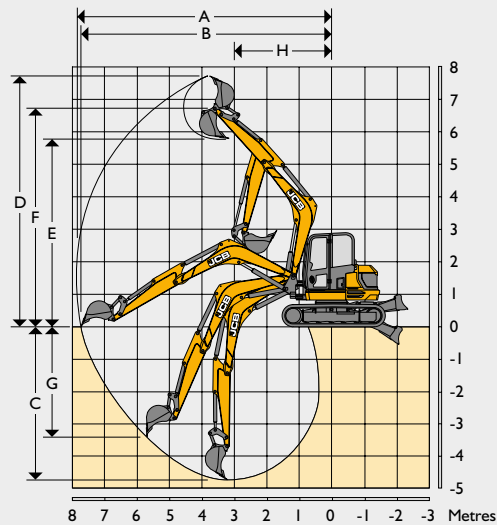
WEIGHTS

Machine model	85z-2	86c-2	86c-2 TAB	90z-2	100c-2
Operating weight* (450mm rubber tracks)	kg	8350	8700	9250	8850 9700
Shipping** weight (450mm rubber tracks)	kg	8100	8450	9000	8600 9450
With FOGS guard roof – Stage 1	kg	+14		+14	
With FOGs guard roof – Stage 1 HVAC	kg	+49		+49	
With FOGS guard front – Stage 2	kg	+38		+97	
With FOGS guard roof – Stage 2	kg	+60			
With steel tracks (450mm)	kg	+195		+184	
With steel tracks (600mm)	kg	+408		+367	
With Bridgestone geogrips	kg	+134		+134	
With wide dozer (2470mm)	kg	+18		+18	
With narrow dozer (2220mm)	kg	-17		-5	
With 4 way dozer	kg	+205		+217	
Mechanical Quickhitch	kg	+95		+95	
Hydraulic Quickhitch	kg	+67			
With Long Dipper (2250mm)	kg	+16		+16	
With short dipper (1650mm)	kg	-48		-48	
Ground bearing pressure (450mm rubber tracks)	kg/cm ²	0.40	0.41	0.45	0.41 0.46
Ground bearing pressure (450mm steel tracks)	kg/cm ²	0.40	0.42	0.46	0.42 0.47
Ground bearing pressure (600mm steel tracks)	kg/cm ²	0.31	0.32	0.35	0.31 0.35

*Operating weight to ISO 6016 including Cab, Rubber Tracks, Standard dipper, 450mm bucket (85z-2, 86c-2, 86c-2 TAB), 600mm bucket (90z), 900mm (100c adding 43kg of weight), full tanks, and a 75kg operator.

**Shipping weight to ISO 6016 is mass of the base machine without an operator, with fuel level at 10% of tank capacity.

WORKING RANGE



		85z-2	86c-2	86c-2 TAB	90z-2	100c-2	
Boom length	mm	2900	3360	Boom in = 2828 Boom out = 3917	3360	3682	
Dipper length	mm	1650 / 2100 / 2250					
A	Max digging reach	mm	6596 / 7029	6815 / 7244 / 7387	7246 / 7844 / 7989	6940 / 7542 / 7495	7065 / 7475 / 7560
B	Max digging reach on ground	mm	6401 / 6848	6635 / 7075 / 7225	7409 / 7691 / 7840	6807 / 7269 / 7389	6888 / 7315 / 7438
C	Max digging depth – dozer up	mm	3234 / 3684	3931 / 4381 / 4531	4022 / 4472 / 4622	3931 / 4381 / 4531	4221 / 4670 / 4820
	Max digging depth – dozer down	mm	3615 / 3715	3922 / 4372 / 4522	4013 / 4463 / 4613	4218 / 4668 / 4818	4491 / 4940 / 5090
D	Max digging height	mm	6487 / 6836	6848 / 7181 / 7293	7776 / 8180 / 8315	6853 / 7181 / 7297	7018 / 7321 / 7478
E	Max dump / load-over height	mm	4674 / 5023	5061 / 5395 / 5506	5900 / 6304 / 6439	4970 / 5320 / 5419	5186 / 5490 / 5660
F	Max height to dipper nose pivot pin	mm	5547 / 5896	5914 / 6248 / 6359	6832 / 7236 / 7371	5914 / 6248 / 6357	6128 / 6435 / 6537
G	Max vertical wallcut depth	mm	2525 / 2941	2736 / 3151 / 3289	3366 / 3782 / 3920	3239 / 2890 / 3821	1877 / 2257 / 3507
H	Min. front swing radius (no offset)	mm	2847 / 3047	2554 / 2679 / 2721	2223 / 2272 / 2288	2958 / 3102 / 3156	2705 / 2863 / 2906
	Min. front swing radius (fully offset)	mm	2478 / 2660	2310 / 2427 / 2466	1919 / 1963 / 1978	2364 / 2508 / 2562	2162 / 2360 / 2408
I	Boom swing left	degrees	55				
J	Boom swing right	degrees	60				
	Bucket rotation	degrees	188				
	Dipper rotation	degrees	114	122	126	114	122
	Bucket tearout	kN	57.1			57.1	72.2
	Dipper tearout	kN	49.9 / 42.3 / 40.3				
	Slew speed	rpm	10			7.9	8.2

DOZER

Machine model	85z-2	86c-2	86c-2 TAB	90z-1	100c-1
Dozer length	mm	1497			
Max height above ground	mm	471			
Dig depth below ground	mm	461			
Approach angle	degrees	27.8			
Width	mm	2320			
Height	mm	473			
Reach in front of tracks	mm	615			

OPERATOR STATION

Machine model	85z-2	86c-2	86c-2 TAB	90z-2	100c-2
Cab/canopy height	mm	1554			
Cab/canopy height with FOGS guard LEVEL 1	mm	1643			
Cab/canopy height with FOGS guard LEVEL 2	mm	1730			
Cab/canopy length	mm	1942			
Cab/canopy width	mm	1040			
Distance from seat base to roof	mm	1120			
Door aperture width	mm	612			

SERVICE CAPACITIES

Machine model	85z-2	86c-2	86c-2 TAB	90z-2	100c-2
Fuel tank	l	112			
Engine coolant	l	12.1			
Engine oil	l	11.2			
Hydraulic system	l	118			
Hydraulic tank	l	66			

NOISE/VIBRATION (85Z-2, 86C-2)

			Uncertainty	Measurement Conditions
Noise at the operator station (Lpa)	76 dB	(KpA)	0 dB	ISO 6396: 2008
Noise emission from the machine (Lwa)	95 dB	(KwA)	3dB	ISO 6395: 1988

Hand Arm Vibration (m/s²)

Tracking duty	≤ 2.5	(K)		EN ISO 5349-2: 2001*
Low idle and excavating duty	≤ 2.5	(K)		EN ISO 5349-2: 2001*
Whole body vibration (m/s ²)	0.3	(K)		ISO 2631-1: 1997*

*Based upon a test cycle defined in SAE J 1166

NOISE/VIBRATION (90Z-2, 100C-2)

			Uncertainty	Measurement Conditions
Noise at the operator station (Lpa)	78 dB	(KpA)	0 dB	ISO 6396: 2008
Noise emission from the machine (LwA)	97 dB	(KwA)	1 dB	ISO 6395: 1988

Hand arm vibration (m/s²)

Tracking duty	≤ 2.5	(K)		EN ISO 5349-2: 2001*
Low idle	≤ 2.5	(K)		EN ISO 5349-2: 2001*
Whole body vibration (m/s ²)	0.4	(K)		ISO 2631-1: 1997*

*Based upon a test cycle defined in SAE J 1166

EQUIPMENT

SERVICE AND MAINTENANCE

500 hours dig end greasing intervals	•
Greasegun & cartridge	+
Toolkit	+
Block heater 110/240V	+
2 speed auto-kickdown motors	•
Colour coded hydraulic hoses	•
Auto warm	•
Electric refuelling pump	+

TRACKS AND UNDERCARRIAGE

450mm short pitch rubber tracks	+
450mm or 600mm steel tracks	+
450mm Geo Grip Road Liner tracks	+
4-way angled dozer blade	+
Dozer float	+

OPERATOR STATION

Interior mirror	+
Air-conditioning	+
Adjustable sunblind	•
High back seat or deluxe heated high back air suspension seat	+
Radio installation with media socket	+
Media socket	+
Face fan	+
Tilting cab	•
Intermittent wiper with wash/wipe	•
Roof mounted front and rear worklights	•
3 speed heater/demister with 9 adjustable air vents	•
Colour LCD display	•
Digital clock	•
Internal lockable toolbox	•
Interior light	•
Cup holder	•
Coat hooks	•
12v accessory socket	•
Full audio/visual warning systems	•
Radio ready kit	•
Auto idle throttle	•

OPERATOR STATION (CONTINUED)

Below idle system	•
Four digging powerbands	•
Electronic single/double acting auxiliary changeover valve	•
Midback suspension seat	•
2 piece removable floormat	•
One touch idle	•

HYDRAULICS

Low flow, double acting auxiliary	+
High flow double acting auxiliary	•
Bucket-to-grab change over valve	+
Electronic single/double acting auxiliary changeover valve	•
Dual pattern controls (ISO/SAE change-over)	+
ISO servo controls with electro-hydraulic dozer lever	•
Hydraulic slew braking with disc type park brake	•
ORFS hydraulics	•
Tool Select	•
Tilt rotate ready installation	+
Auto vent	•

PROTECTION AND SAFETY

FOGS guard stage 1 or 2	+
Fan & chaff guards	+
Battery isolator*	+
Beacon kits	+
LED worklights (with follow me home function)	+
Travel alarm	+
Fire extinguisher	+
JCB Immobiliser (unique key or keypad system)	+
Rearview camera	+
Rearview angled mirror	+
Dipper/crowd Ram guards	+
White noise alarm	+
Front screen guard (fine or course)	+
Neutral start	•
Full control isolation	•
2GO hydraulic isolation	•
Livelink	•
Health check system	•

EXTERNAL EQUIPMENT

Advanced lift overload system with hose burst check valves.	+
Mechanical quickhitch	+
Hydraulic quickhitch	+
Hydraulic quickhitch ready pipework	+
General purpose digging buckets	+
Ditch/grading buckets	+
Hydraulic breakers	+
Exterior cab mounted mirrors	•
Thumb ready dipper	+
Special paint options	+
Worklight guards (cab)	+
Twin pair of front roof mounted worklights	+
Short & long dipper options	+
Beacon ready kit	•
2 position speed & power bucket tipping link	•
Bushed kingpost	•
Protected boom worklight	•
100% steel bodywork	•
















STANDARD • OPTIONAL +

* Region specific

LIFT CAPACITIES – 450MM RUBBER TRACKS, 2900MM BOOM, 1650MM DIPPER, NO BUCKET**85Z**

Load Point	2.0m			3.0m			4.0			5.0m			Capacity at maximum reach			Distance m
																
Height m	Dozer Up kg	Dozer Down kg	Over Side kg	Dozer Up kg	Dozer Down kg	Over Side kg	Dozer Up kg	Dozer Down kg	Over Side kg	Dozer Up kg	Dozer Down kg	Over Side kg	Dozer Up kg	Dozer Down kg	Over Side kg	
4.0							1551*	1551*	1316				1277	1726*	965	4.8
3.0				2107*	2107*	2016	1728	1835*	1288	1211	1709*	915	1078	1709*	815	5.4
2.0							1667	2259*	1232	1188	1853*	894	999	1729*	754	5.6
1.0							1606	2663*	1176	1161	2012*	868	987	1774*	742	5.6
0.0				2467	4383*	1705	1571	2820*	1143	1143	2053*	851	1030	1809*	771	5.4
-1.0	3511*	3511*	3406	2473	3922*	1711	1566	2629*	1138				1173	1819*	873	4.9
-2.0				2517	2835*	1749	1601	1738*	1171				1601	1738*	1171	4.0

LIFT CAPACITY – 450MM RUBBER TRACKS, 2900MM BOOM, 2100MM DIPPER, NO BUCKET**85Z**

Load Point	2.0m			3.0m			4.0			5.0m			Capacity at maximum reach			Distance m
																
Height m	Dozer Up kg	Dozer Down kg	Over Side kg	Dozer Up kg	Dozer Down kg	Over Side kg	Dozer Up kg	Dozer Down kg	Over Side kg	Dozer Up kg	Dozer Down kg	Over Side kg	Dozer Up kg	Dozer Down kg	Over Side kg	
5.0							1329*	1329*	1321				1438	1539	1080	4.5
4.0							1268*	1268*	1268*	1222	1434*	924	1082	1502*	817	5.4
3.0							1561*	1561*	1561*	1544*	1544*	1025	927	1873*	784	5.8
2.0				2281*	2281*	2281*	2046*	2046*	1437	1190	1823*	1004	855	1915*	719	6
1.0				2378	4019*	1974	1565	2638*	1319	1077	2027*	932	814	1954*	698	6
0.0				2393	4448*	1863	1548	2903*	1191	1152	2172*	856	862	2005*	687	5.8
-1.0	3310*	3310*	3286	2163	4081*	1663	1452	2900*	1075	984	2071*	791	968	2070*	731	5.4
-2.0	4847	6151*	3352	2444	3411*	1680	1542	2254*	1112				1242	1614*	913	4.7

LIFT CAPACITY – 450MM RUBBER TRACKS, 2900MM BOOM, 2250MM DIPPER, NO BUCKET**85Z**

Load Point	2.0m			3.0m			4.0			5.0m			Capacity at maximum reach			Distance m
																
Height m	Dozer Up kg	Dozer Down kg	Over Side kg	Dozer Up kg	Dozer Down kg	Over Side kg	Dozer Up kg	Dozer Down kg	Over Side kg	Dozer Up kg	Dozer Down kg	Over Side kg	Dozer Up kg	Dozer Down kg	Over Side kg	
5.0							1235*	1235*	1235*				1360	1483*	1027	4.7
4.0										1245	1371*	945	1056	1453*	800	5.5
3.0							1370*	1370*	1323	1231	1439*	932	925	1459*	699	5.9
2.0							1694	1884*	1253	1196	1630*	899	879	1492*	662	6.1
1.0							1607	2381*	1172	1156	1851*	860	844	1524*	632	6.2
0.0				2414	4302*	1652	1545	2701*	1115	1123	2000*	829	874	1571*	652	6
-1.0	2710*	2710*	3213	2390	4198*	1631	1520	2727*	1092	1110	1972*	817	980	1668*	727	5.5
-2.0	4611*	4611*	3283	2416	3550*	1655	1532	2357*	1102				1192	1666*	877	4.8












Lift capacity front and rear.

































Lift capacity full circle.

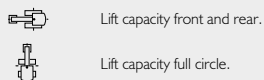
Notes:

- Lifting capacities are based on ISO 10567, that is: 75% of minimum tipping load or 87% of hydraulic lift capacity, whichever is the less. Lifting capacities marked* are based on hydraulic capacity.
- Lift capacities assume that the machine is on firm level ground and equipped with an approved lifting point.
- A bucket must be fitted when lifting, the weight of this bucket must be deducted from the above lift capacities.
- Lift capacities may be limited by local regulations. Please refer to your dealer.














LIFT CAPACITIES – 450MM RUBBER TRACKS, 3360MM BOOM, 1650MM DIPPER, NO BUCKET																	86C
Load Point	2.0m			3.0m			4.0			5.0m			Capacity at maximum reach			Distance	
																	
Height m	Dozer Up kg	Dozer Down kg	Over Side kg	Dozer Up kg	Dozer Down kg	Over Side kg	Dozer Up kg	Dozer Down kg	Over Side kg	Dozer Up kg	Dozer Down kg	Over Side kg	Dozer Up kg	Dozer Down kg	Over Side kg	Distance m	
5.0							1555*	1555*	1555*				1571 *	1571 *	1571 *	4.1	
4.0							1543*	1543*	1543*	1542	1555*	1287	1493	1567 *	1133	5.1	
3.0				2268*	2268*	2268*	1808*	1808*	1762	1529	1614*	1274	1284	1576 *	976	5.6	
2.0							2082	2209*	1690	1499	1776*	1243	1206	1606 *	916	5.8	
1.0							2018	2547*	1627	1468	1932*	1211	1192	1653 *	903	5.8	
0.0				3109	3612*	2371	1982	2673*	1592	1447	1994*	1190	1241	1707 *	936	5.6	
-1.0	3360*	3360*	3360*	3118	3641*	2379	1976	2555*	1586	1445	1864*	1188	1373	1727 *	724	5.2	
-2.0	4503*	4503*	4350	2974*	2974*	2414	1999	2091*	1608				1748	1756 *	1294	4.4	

LIFT CAPACITY – 450MM RUBBER TRACKS, 3360MM BOOM, 2100MM DIPPER, NO BUCKET																	86C
Load Point	2.0m			3.0m			4.0			5.0m			Capacity at maximum reach			Distance	
																	
Height m	Dozer Up kg	Dozer Down kg	Over Side kg	Dozer Up kg	Dozer Down kg	Over Side kg	Dozer Up kg	Dozer Down kg	Over Side kg	Dozer Up kg	Dozer Down kg	Over Side kg	Dozer Up kg	Dozer Down kg	Over Side kg	Distance m	
5.0													1399*	1399*	1195	4.9	
4.0										1325*	1325*	1292	1273	1381*	972	5.6	
3.0							1512*	1512*	1512*	1414*	1414*	1414*	1395*	1395*	961	6	
2.0				2709*	2709*	2709*	1937*	1937*	1937*	1596*	1596*	1264	1128	1464*	888	6.2	
1.0				3579*	3579*	2434	2352	2352*	1670	1793*	1793*	1215	1094	1508*	875	6.2	
0.0				3002	3760*	2320	1887	2587*	1610	1433	1955*	1178	1089	1498*	911	6	
-1.0	2861*	2861*	2861*	3353*	3353*	2309	1853	2542*	1559	1368	1959*	1157	1150	1550*	998	5.7	
-2.0	4945*	4945*	4223	3062	3316*	2339	1934	2311*	1552	1416	1600*	1165	1416	1600*	1165	5	
-3.0	3561*	3561*	3561*	2291*	2291*	2291*							1511*	1511*	1511*	3.9	












LIFT CAPACITY – 450MM RUBBER TRACKS, 3360MM BOOM, 2250MM DIPPER, NO BUCKET																	86C
Load Point	2.0m			3.0m			4.0			5.0m			Capacity at maximum reach			Distance	
																	
Height m	Dozer Up kg	Dozer Down kg	Over Side kg	Dozer Up kg	Dozer Down kg	Over Side kg	Dozer Up kg	Dozer Down kg	Over Side kg	Dozer Up kg	Dozer Down kg	Over Side kg	Dozer Up kg	Dozer Down kg	Over Side kg	Distance m	
5.0										1314*	1314*	1291	1339*	1339*	1248	5.1	
4.0										1258*	1258*	1298	1221	1333*	1020	5.8	
3.0							1453*	1453*	1453*	1371*	1371*	1274	1093	1347*	912	6.2	
2.0				2638*	2638*	2586	1880*	1880*	1699	1494	1568*	1234	1031	1376*	779	6.4	
1.0				3149	3599*	2401	2010	2305*	1615	1451	1775*	1191	1018	1417*	768	6.4	
0.0				3062	3654*	2320	1953	2563*	1558	1419	1915*	1158	1078	1507*	890	6.1	
-1.0	2727*	2727*	2727*	3044	3846*	2303	1929	2595*	1535	1404	1924*	1143	1150	1535*	947	5.8	
-2.0	4588*	4588*	4191	3065	3414*	2323	1935	2366*	1540	1413	1688*	1152	1343	1546*	1099	5.2	
-3.0	3993*	3993*	3993*	2497*	2497*	2381	1639*	1639*	1587				1547*	1547*	1538	4.1	



- Notes:**
- Lifting capacities are based on ISO 10567, that is: 75% of minimum tipping load or 87% of hydraulic lift capacity, whichever is the less. Lifting capacities marked* are based on hydraulic capacity.
 - Lift capacities assume that the machine is on firm level ground and equipped with an approved lifting point.
 - A bucket must be fitted when lifting, the weight of this bucket must be deducted from the above lift capacities.
 - Lift capacities may be limited by local regulations. Please refer to your dealer.

LIFT CAPACITIES – 450MM RUBBER TRACKS, 3360MM BOOM, 1650MM DIPPER, NO BUCKET																	86C TAB
Load Point	3.0m			4.0m			5.0			6.0m			Capacity at maximum reach				
																Distance	
Height	Dozer Up	Dozer Down	Over Side	Dozer Up	Dozer Down	Over Side	Dozer Up	Dozer Down	Over Side	Dozer Up	Dozer Down	Over Side	Dozer Up	Dozer Down	Over Side	Distance	
m	kg	kg	kg	kg	kg	kg	kg	kg	kg	kg	kg	kg	kg	kg	kg	m	
6.0				1752*	1752*	1584							1752*	1752*	1584	4	
5.0				1618*	1618*	1624	1421	1559*	1193				1210	1487*	1016	5.5	
4.0				1227*	1227*	1227*	1418	1558*	1190				1153	1477*	983	5.8	
3.0				1360*	1360*	1360*	1380	1653*	1151	1031	1427*	860	1014	1413*	848	6.2	
2.0	2283*	2283*	2251	1714*	1714*	1392	1329	1763*	1098	1008	1445*	836	948	1368*	828	6.4	
1.0	2961	3218*	2052	1844	2109*	1316	1285	1816*	1052	989	1409*	817	909	1332*	789	6.4	
0.0	2839	3619*	1947	1809	2196*	1285	1258	1762*	1024	984	1250*	811	897	1295*	769	6.2	
-1.0	2512*	2512*	1914	1780	1922*	1284	1253	1565*	1018				1106	1154*	882	5.9	
-2.0	1869*	1869*	1935	1466	1466*	1308	1096*	1096*	1040				972*	972*	995	5.2	

LIFT CAPACITIES – 450MM RUBBER TRACKS, 3360MM BOOM, 2100MM DIPPER, NO BUCKET																	86C TAB
Load Point	3.0m			4.0m			5.0			6.0m			Capacity at maximum reach				
																Distance	
Height	Dozer Up	Dozer Down	Over Side	Dozer Up	Dozer Down	Over Side	Dozer Up	Dozer Down	Over Side	Dozer Up	Dozer Down	Over Side	Dozer Up	Dozer Down	Over Side	Distance	
m	kg	kg	kg	kg	kg	kg	kg	kg	kg	kg	kg	kg	kg	kg	kg	m	
6.0				1445*	1445*	1445*	1389*	1389*	1389*				1389*	1389*	1389*	5	
5.0				1430*	1430*	1430*	1375*	1375*	1375*	1194*	1194*	1194*	1194*	1194*	1194*	6	
4.0				1551*	1551*	1551*	1057*	1057*	1057*	1253*	1253*	1253*	1192	1306*	964	6.3	
3.0				2070*	2070*	2070*	1169*	1169*	1169*	1065*	1065*	1065*	1069	1252*	861	6.7	
2.0	1831*	1831*	1831*	1420*	1420*	1420*	1411*	1411*	1410	1400*	1400*	1004	1033	1234*	829	6.8	
1.0	2981*	2981*	2182	2012*	2012*	1553	1502	1546*	1126	1126	1440*	972	997	1174*	797	6.9	
0.0	3374	3656*	2042	2151	2381*	1469	1453	1719*	1081	1195	1407*	948	1030	1149*	821	6.7	
-1.0	3294	3828*	1982	1981	2027*	1413	1407	1627*	1159	1188	1259*	941	1096	1052*	873	6.4	
-2.0	3289	3530*	1979	1662*	1662*	1427	1327*	1327*	1168				947*	947*	1002	5.8	
-3.0				1038*	1038*	1038*							642*	642*	642*	4.9	

LIFT CAPACITIES – 450MM RUBBER TRACKS, 3360MM BOOM, 2250MM DIPPER, NO BUCKET																	86C TAB
Load Point	3.0m			4.0m			5.0			6.0m			Capacity at maximum reach				
																Distance	
Height	Dozer Up	Dozer Down	Over Side	Dozer Up	Dozer Down	Over Side	Dozer Up	Dozer Down	Over Side	Dozer Up	Dozer Down	Over Side	Dozer Up	Dozer Down	Over Side	Distance	
m	kg	kg	kg	kg	kg	kg	kg	kg	kg	kg	kg	kg	kg	kg	kg	m	
6.0				1420*	1420*	1420*	1443	1497*	1226				1443	1497*	1226	5	
5.0				1372*	1372*	1372*	1337*	1337*	1253				1174	1478*	952	5.9	
4.0				1500*	1500*	1500*	1383*	1383*	1239	1207	1348*	988	1056	1321*	862	6.5	
3.0				1773*	1773*	1569	1133*	1133*	1116	1191	1392*	972	979	1364*	798	6.8	
2.0				1364*	1364*	1364*	1312*	1312*	1087	1166	1460*	947	928	1253*	753	7	
1.0	2715*	2715*	2176	1863*	1863*	1404	1333	1551*	1050	1141	1510*	921	918	1232*	744	7	
0.0	2950	3490*	2060	1875	2272*	1362	1303	1761*	1017	1122	1500*	902	949	1297*	767	6.8	
-1.0	2780*	2780*	2011	1836	2205*	1343	1290	1760*	1067	1116	1382*	896	1007	1153*	813	6.5	
-2.0	2644*	2644*	2008	1830	1866*	1338	1295	1492*	1073	1008*	1008*	911	1008*	1008*	911	6	
-3.0	1756*	1756*	1756*	1282*	1282*	1282*	856*	856*	856*				780*	780*	780*	5.1	




Lift capacity front and rear.








Notes:









- Lifting capacities are based on ISO 10567, that is: 75% of minimum tipping load or 87% of hydraulic lift capacity, whichever is the less. Lifting capacities marked* are based on hydraulic capacity.
- Lift capacities assume that the machine is on firm level ground and equipped with an approved lifting point.
- A bucket must be fitted when lifting, the weight of this bucket must be deducted from the above lift capacities.
- Lift capacities may be limited by local regulations. Please refer to your dealer.

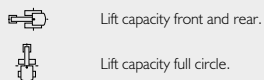


Lift capacity full circle.

LIFT CAPACITIES – 450MM RUBBER TRACKS, 3360MM BOOM, 1650MM DIPPER, NO BUCKET																	90Z
Load Point	2.0m			3.0m			4.0			5.0m			Capacity at maximum reach			Distance	
																	
Height	Dozer Up	Dozer Down	Over Side	Dozer Up	Dozer Down	Over Side	Dozer Up	Dozer Down	Over Side	Dozer Up	Dozer Down	Over Side	Dozer Up	Dozer Down	Over Side	Distance	
m	kg	kg	kg	kg	kg	kg	kg	kg	kg	kg	kg	kg	kg	kg	kg	m	
5.0							1385*	1385*	1385*				1459*	1459*	1168	4.5	
4.0							1408*	1408*	1408*	1322	1612*	996	1201	1634*	905	5.3	
3.0				2233*	2233*	2101	1705*	1705*	1362	1304	1719*	979	1034	1645*	778	5.8	
2.0							1764	2478*	1289	1270	1928*	946	970	1679*	727	6	
1.0							1697	2889*	1226	1236	2124*	914	957	1732*	714	6	
0.0				2611*	2611*	1785	1663	3020*	1195	1214	2207*	894	993	1792*	738	5.8	
-1.0	2726*	2726*	2726*	2627	4150*	1796	1658	2870*	1191	1210	2091*	890	1094	1819*	810	5.4	
-2.0	4172*	4172*	3202	2663	3360*	1829	1680	2364*	1211				1380	1852*	1011	4.6	

LIFT CAPACITY – 450MM RUBBER TRACKS, 3360MM BOOM, 2100MM DIPPER, NO BUCKET																	90Z
Load Point	2.0m			3.0m			4.0			5.0m			Capacity at maximum reach			Distance	
																	
Height	Dozer Up	Dozer Down	Over Side	Dozer Up	Dozer Down	Over Side	Dozer Up	Dozer Down	Over Side	Dozer Up	Dozer Down	Over Side	Dozer Up	Dozer Down	Over Side	Distance	
m	kg	kg	kg	kg	kg	kg	kg	kg	kg	kg	kg	kg	kg	kg	kg	m	
5.0										1234*	1424*	995	1255	1463*	943	5.2	
4.0										1189*	1372*	1282*	1037	1432*	809	5.8	
3.0							1540*	1559*	1594*	1438*	1475*	992	967	1429*	683	6.2	
2.0				3244*	3359*	2239*	2227*	2275*	1335	1422	1784*	953	883	1509*	625	6.4	
1.0				2726	3966*	1808	1841	2671*	1277	1300	1997*	901	867	1540*	602	6.5	
0.0				3045*	4115*	1684	1743	3062*	1130	1260	2237*	887	914	1670*	656	6.4	
-1.0	2300*	2300*	2300*	2270	3686*	1664	1603	2945*	1140	1186	2166*	878	953	1664*	697	5.9	
-2.0	3991*	3991*	3089	2588	3792*	1760	1628	2595*	1160	1187	1836*	866	1114	1640*	817	5.2	
-3.0	3311*	3311*	3183	2250*	2250*	1818	1458*	1458*	1208				1352*	1352*	1163	4.1	

LIFT CAPACITY – 450MM RUBBER TRACKS, 3360MM BOOM, 2250MM DIPPER, NO BUCKET																	90Z
Load Point	2.0m			3.0m			4.0			5.0m			Capacity at maximum reach			Distance	
																	
Height	Dozer Up	Dozer Down	Over Side	Dozer Up	Dozer Down	Over Side	Dozer Up	Dozer Down	Over Side	Dozer Up	Dozer Down	Over Side	Dozer Up	Dozer Down	Over Side	Distance	
m	kg	kg	kg	kg	kg	kg	kg	kg	kg	kg	kg	kg	kg	kg	kg	m	
5.0										1148*	1148*	1004	1204	1390*	906	5.3	
4.0										1126*	1126*	1005	983	1384*	738	6	
3.0							1340*	1340*	1340*	1253*	1253*	980	879	1400*	657	6.4	
2.0							1779	2080*	1300	1265	1690*	940	827	1433*	615	6.6	
1.0							1690	2602*	1217	1220	1942*	897	815	1479*	603	6.6	
0.0				2557	3274*	1731	1632	2900*	1164	1186	2111*	865	860	1576*	634	6.3	
-1.0	2184*	2184*	2184*	2548	4465*	1723	1610	2923*	1144	1170	2130*	850	915	1609*	672	6	
-2.0	3701*	3701*	3059	2571	3918*	1744	1617	2656*	1150	1176	1904*	856	1064	1626*	779	5.4	
-3.0	3779*	3779*	3149	2458*	2458*	1797	1643*	1643*	1189				1411*	1411*	1082	4.3	









Notes:

1. Lifting capacities are based on ISO 10567, that is: 75% of minimum tipping load or 87% of hydraulic lift capacity, whichever is the less. Lifting capacities marked* are based on hydraulic capacity.
2. Lift capacities assume that the machine is on firm level ground and equipped with an approved lifting point.
3. A bucket must be fitted when lifting, the weight of this bucket must be deducted from the above lift capacities.
4. Lift capacities may be limited by local regulations. Please refer to your dealer.

LIFT CAPACITY – 450MM RUBBER TRACKS, 3682MM BOOM, 1650MM DIPPER, NO BUCKET

100C

Load Point	2.0m			3.0m			4.0			5.0m			Capacity at maximum reach			Distance
																
Height m	Dozer Up kg	Dozer Down kg	Over Side kg	Dozer Up kg	Dozer Down kg	Over Side kg	Dozer Up kg	Dozer Down kg	Over Side kg	Dozer Up kg	Dozer Down kg	Over Side kg	Dozer Up kg	Dozer Down kg	Over Side kg	Distance m
5.0							1725*	1725*	1725*				1784*	1784*	1784*	4.6
4.0							1842*	1842*	1842*	1763	1845	1614	1768*	1768*	1438	5.4
3.0				3040*	3040*	3040*	2229*	2229*	2171	1904	1993	1588	1684	1869*	1285	5.8
2.0							2729*	2729*	2084	2053	2220	1548	1586	1915*	1208	6
1.0							2751	3237*	2015	2012	2415*	1510	1533	1942*	1166	6.1
0.0				2353*	2353*	2353*	2713	3335*	1980	1986	2490	1486	1628	2051*	1232	5.8
-1.0	2766*	2766*	2766*	4199*	4199*	2961	2707	3175*	1974	1979	2378	1480	1745	2043*	1316	5.5
-2.0	5000*	5000*	5000*	3543*	3543*	2993	2598*	2598*	1992				1967*	1967*	1577	4.8
-3.0				2297*	2297*	2297*							1892*	1892*	1892*	3.5

LIFT CAPACITY – 450MM RUBBER TRACKS, 3682MM BOOM, 2100MM DIPPER, NO BUCKET

100C

Load Point	2.0m			3.0m			4.0			5.0m			Capacity at maximum reach			Distance
																
Height m	Dozer Up kg	Dozer Down kg	Over Side kg	Dozer Up kg	Dozer Down kg	Over Side kg	Dozer Up kg	Dozer Down kg	Over Side kg	Dozer Up kg	Dozer Down kg	Over Side kg	Dozer Up kg	Dozer Down kg	Over Side kg	Distance m
5.0										1530*	1530*	1530*	1563*	1563*	1527	5.2
4.0							1542*	1542*	1542*	1539*	1539*	1539*	1568*	1568*	1259	5.9
3.0				2385*	2385*	2385*	1926*	1926*	1926*	1708*	1708*	1587	1485	1664*	1132	6.3
2.0							2454*	2454*	2090	1953*	1953*	1540	1404	1701*	1068	6.5
1.0							2743	3042*	2004	1997	2285*	1494	1388	1751*	1053	6.5
0.0				2704*	2704*	2704*	2685	3265*	1952	1961	2426*	1461	1436	1819*	1085	6.3
-1.0	2466*	2466*	2466*	4202	4622*	2897	2665	3226*	1933	1945	2410*	1445	1560	1898*	1174	5.9
-2.0	4391*	4391*	4391*	3916*	3916*	2921	2674	2920*	1941	1952	2152*	1452	1808	1938*	1352	5.3
-3.0	4539*	4539*	4539*	2963*	2963*	2963*	2086*	2086*	1982				1834*	1834*	1805	4.3

LIFT CAPACITY – 450MM RUBBER TRACKS, 3682MM BOOM, 2250MM DIPPER, NO BUCKET

100C

Load Point	2.0m			3.0m			4.0			5.0m			Capacity at maximum reach			Distance
																
Height m	Dozer Up kg	Dozer Down kg	Over Side kg	Dozer Up kg	Dozer Down kg	Over Side kg	Dozer Up kg	Dozer Down kg	Over Side kg	Dozer Up kg	Dozer Down kg	Over Side kg	Dozer Up kg	Dozer Down kg	Over Side kg	Distance m
5.0										1443*	1443*	1443*	1510*	1510*	1438	5.4
4.0										1469*	1469*	1469*	1513*	1513*	1212	6.1
3.0				2324*	2324*	2324*	1916*	1916*	1916*	1710*	1710*	1710*	1607*	1607*	1109	6.5
2.0				3577*	3577*	3577*	2437*	2437*	2437*	1961*	1961*	1615	1364	1674*	1066	6.6
1.0				4202*	4202*	2849	2911*	2911*	2071	2217*	2217*	1533	1333	1734*	1025	6.6
0.0				4347*	4347*	2854	2687	3232*	1963	1969	2467*	1471	1385	1800*	1040	6.4
-1.0	4444*	4444*	3309	4052*	4052*	2660	2633	3261*	1853	1940	2520*	1416	1493	1883*	1112	6.1
-2.0	4118*	4118*	4118*	4027*	4027*	2904	2662	2976*	1930	1942	2206*	1442	1709	1871*	1280	5.5
-3.0	4966*	4966*	4966*	3149*	3149*	2956	2229*	2229*	1965				1832*	1832*	1674	4.5



Lift capacity front and rear.



Lift capacity full circle.

Notes:

- Lifting capacities are based on ISO 10567, that is: 75% of minimum tipping load or 87% of hydraulic lift capacity, whichever is the less. Lifting capacities marked* are based on hydraulic capacity.
- Lift capacities assume that the machine is on firm level ground and equipped with an approved lifting point.
- A bucket must be fitted when lifting, the weight of this bucket must be deducted from the above lift capacities.
- Lift capacities may be limited by local regulations. Please refer to your dealer.



ONE COMPANY, OVER 300 MACHINES.

Your nearest JCB dealer

Midi Excavator 85Z-2/86C-2/90Z-2/100C-2

Operating weight: 8300/9750kg Net engine power: 45.4kW

JCB Sales Limited, Rocester, Staffordshire, United Kingdom ST14 5JP.

Tel: +44 (0)1889 590312 Email: salesinfo@jcb.com

Download the very latest information on this product range at: www.jcb.com

©2009 JCB Sales. All rights reserved. No part of this publication may be reproduced, stored in a retrieval system, or transmitted in any form or by any other means, electronic, mechanical, photocopying or otherwise, without prior permission from JCB Sales. All references in this publication to operating weights, sizes, capacities and other performance measurements are provided for guidance only and may vary dependant upon the exact specification of machine. They should not therefore be relied upon in relation to suitability for a particular application. Guidance and advice should always be sought from your JCB Dealer. JCB reserves the right to change specifications without notice. Illustrations and specifications shown may include optional equipment and accessories. The JCB logo is a registered trademark of J C Bamford Excavators Ltd.

