



JCB POWER PRODUCTS | QS GENERATOR RANGE

Power: 50Hz, 20 - 220kVA / 60Hz, 18 - 165kW



PERFORMANCE AND INNOVATION.

THE G20QS TO G220QS ARE A COMPREHENSIVE GENERATOR RANGE. AS WITH ALL OF OUR MODELS, THESE MACHINES ARE DESIGNED FOR ULTIMATE PRODUCTIVITY AND EFFICIENCY EVEN IN THE HARSHTEST ENVIRONMENTS.



Efficient performance.

JCB engines provide power for this generator range – that means you can expect superior performance, low fuel consumption, increased efficiency and low noise. It also means you can expect the sort of reliability that's only possible from a unit that's tried and proven in 200,000 machines around the world.

Mecc Alte alternators are among the most efficient on the market, and all of these generators are fitted with them as standard.

Monitoring and programming performance is easy with the standard-fit Deep Sea Electronics (DSE) 4510 control panel. A large screen and multilingual settings make it a very simple-to-use unit.

Innovative flourishes.

The optional DSE 4520 control panel includes a transfer switch for smooth change-over between mains and generator power in the event of mains failure.

When it comes to noise, these generators create low noise levels, as low as 62dBA, ideal for a range of applications.

The G20QS to G220QS compact generators are easy to transport and position with a range of optional lift points. There is a choice of four lifting lugs, large fork pockets or a central lift point to enable the generator to be easily moved and placed on site.



SERVICEABILITY, SAFETY AND DURABILITY.

AT JCB, WE UNDERSTAND THAT OUR MOBILE GENERATORS ARE FREQUENTLY DEPLOYED ON REMOTE, INHOSPITABLE SITES, AND IN HARSH, UNFORGIVING ENVIRONMENTS. FOR THAT REASON, WE'VE DESIGNED THE G20QS TO G220QS UNITS TO PROVIDE NON-STOP POWER NO MATTER WHERE THEY'RE INSTALLED FOR YOUR PEACE OF MIND.



Made to last.

The three-stage fuel filter and optional self cleaning air filter protect the engine from premature wear even in the harshest environments.

The whole range has been developed and tested to operate in temperatures over 50 degrees so its no stranger to extreme environments.

To provide ultimate strength and durability in the most extreme conditions, we've fitted a robust, high quality steel canopy incorporating a single piece roof and its all protected by a phosphate dip and seven-stage paint process, giving a highly durable finish.

Easy servicing.

Large heavy-duty service doors provide excellent access to key areas of your generator and robust removable hinges mean you can simply lift the doors off for even easier maintenance entry.


Quick and easy maintenance checks can be made as all of the key service points can be located from one side of the machine.

There's internal fuel filling with a locking cap to enhance security, and to make life even easier, there's an on-board fuel gauge too. We've also made the fuel tank easily removable for cleaning and servicing, should dirt or poor quality fuel get in the tank.

LIVELINK FOR POWER.

JCB LIVELINK PUTS THE POWER IN YOUR HANDS. REVOLUTIONISE THE WAY YOU MONITOR AND MANAGE YOUR POWER GENERATORS TO MAXIMISE PRODUCTIVITY, DECREASE RUNNING COSTS AND INCREASE EFFICIENCY.

Data and insight – Keep the productivity high to keep the power on with JCB LiveLink. Real-time information keeps you in complete control to let you monitor and manage your power generators remotely via a PC or Smartphone.



Monitor and manage – The most up-to-date information about how your generators are performing or where they are located becomes even more critical when it comes to making the right decisions. The more knowledge you have to generate uptime, the better value for money your generator delivers.

Optimised Fleet Management – Whether you have one generator or an entire fleet, LiveLink can provide a powerful reporting tool to deliver higher machine availability, improved fleet control and enhanced machine value, accessed via an online portal.

VALUE ADDED.

JCB'S WORLDWIDE CUSTOMER SUPPORT IS FIRST CLASS. WHATEVER YOU NEED AND WHEREVER YOU ARE, WE'LL BE AVAILABLE QUICKLY AND EFFICIENTLY TO HELP MAKE SURE YOUR MACHINERY IS PERFORMING TO ITS FULL POTENTIAL.



Our Technical Support Service provides instant access to factory expertise, day or night, while our Finance and Insurance teams are always on hand to provide fast, flexible, competitive quotes.

JCB Assetcare offers comprehensive extended warranties and service agreements, as well as service-only or repair and maintenance contracts. Irrespective of what you opt for, our maintenance teams around the world charge competitive labour rates, and offer non-obligation quotations as well as fast, efficient insurance repair work.

The global network of JCB Parts Centres is another model of efficiency; with 16 regional bases, we can deliver around 95% of all parts anywhere in the world within 24 hours. Our genuine JCB parts are designed to work in perfect harmony with your machine for optimum performance and productivity.

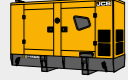







**JCB Assetcare may not be available in your region, so please check with your local dealer.*

20 – 45 kVA DIESEL GENERATOR RANGE

Model	Type – Open, Canopy, Container	Engine	PRIME POWER (PRP)		STANDBY POWER (ESP)		DIMENSIONS (mm)			
			50Hz 400V (kVA)	50Hz 400V (kVA)	60Hz 480V (kW)	60Hz 480V (kW)	Length (mm)	Width (mm)	Height (mm)	Weight Including Oil and Water
G20QS*		JCB Diesel by Kohler	18	20	16	18	1750	790	1350	800
G20S		JCB Diesel by Kohler	18	20	16	18	1650	650	1200	590
G27QS*		JCB Diesel by Kohler	25	27	20	22	2250	840	1350	1000
G27S		JCB Diesel by Kohler	25	27	20	22	1650	650	1250	730
G33QS		JCB Diesel by Kohler	31	34	-	-	2250	840	1350	1000
G33S		JCB Diesel by Kohler	31	34	-	-	2075	670	1250	780
G40QS		JCB Diesel by Kohler	-	-	27	30	2250	840	1350	1000
G40S		JCB Diesel by Kohler	36	39	27	30	2075	670	1250	780
G41QS*		JCB Diesel by Kohler	36	39	-	-	2250	840	1350	1000
G45QS		JCB Diesel by Kohler	41	45	-	-	2250	840	1350	1000
G45S		JCB Diesel by Kohler	41	45	-	-	2075	670	1270	780


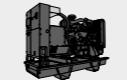




*Stage IIIA Engine.

Please see product spec sheets for further information.

				PRIME POWER (PRP)	STANDBY POWER (ESP)	PRIME POWER (PRP)	STANDBY POWER (ESP)	DIMENSIONS (mm)			
	Model	Type – Open, Canopy, Container	Engine	50Hz 400V (kVA)	50Hz 400V (kVA)	60Hz 480V (kW)	60Hz 480V (kW)	Length (mm)	Width (mm)	Height (mm)	Weight Including Oil and Water
65 – 141 kVA DIESEL GENERATOR RANGE	G65QS/ G66QS*		JCB 4-Cylinder	59	65	59	65	2750	1140	1830	1660
	G65S		JCB 4-Cylinder	59	65	59	65	2300	1030	1750	1360
	G90QS/ G91QS*		JCB 4-Cylinder	80	88	70	77	2850	1140	1830	1780
	G90S		JCB 4-Cylinder	80	88	70	77	2300	1030	1750	1450
	G115QS/ G116QS*		JCB 4-Cylinder	105	116	86	95	2850	1140	1830	1830
	G115S		JCB 4-Cylinder	105	116	86	95	2300	1030	1750	1500
	G140QS/ G141QS*		JCB 4-Cylinder	125	138	101	111	2850	1140	1830	1880
	G140S		JCB 4-Cylinder	125	138	101	111	2300	1030	1750	1550

*Stage IIIA Engine.

Please see product spec sheets for further information.

				PRIME POWER (PRP)	STANDBY POWER (ESP)	PRIME POWER (PRP)	STANDBY POWER (ESP)	DIMENSIONS (mm)			
	Model	Type – Open, Canopy, Container	Engine	50Hz 400V (kVA)	50Hz 400V (kVA)	60Hz 480V (kW)	60Hz 480V (kW)	Length (mm)	Width (mm)	Height (mm)	Weight Including Oil and Water
165 – 220 kVA DIESEL GENERATOR RANGE	G165QS		JCB 6-Cylinder	150	165	125	139	3800	1140	2000	2700
	G165S		JCB 6-Cylinder	150	165	125	139	2840	1030	1800	2060
	G200QS		JCB 6-Cylinder	180	198	149	165	3800	1140	2000	2700
	G200S		JCB 6-Cylinder	180	198	149	165	2840	1030	1800	2090
	G220QS		JCB 6-Cylinder	199	219	163	183	3800	1140	2000	2700
	G220S		JCB 6-Cylinder	199	219	163	183	2840	1030	1800	2125

*Stage IIIA Engine.

Please see product spec sheets for further information.



ONE COMPANY, OVER 300 MACHINES.

Your nearest JCB dealer

JCB POWER PRODUCTS QS GENERATOR RANGE

Power: 50Hz, 20 - 220kVA / 60Hz, 18 - 165kW

JCB Power Products, Rokester, Staffordshire, United Kingdom ST18 0PF

Tel: +44 (0)1889 272200 Email: generator.sales@jcb.com

Download the very latest information on this product range at: www.jcbpowerproducts.com

©2009 JCB Sales. All rights reserved. No part of this publication may be reproduced, stored in a retrieval system, or transmitted in any form or by any other means, electronic, mechanical, photocopying or otherwise, without prior permission from JCB Sales. All references in this publication to operating weights, sizes, capacities and other performance measurements are provided for guidance only and may vary dependant upon the exact specification of machine. They should not therefore be relied upon in relation to suitability for a particular application. Guidance and advice should always be sought from your JCB Dealer. JCB reserves the right to change specifications without notice. Illustrations and specifications shown may include optional equipment and accessories. All images are correct at time of print. The JCB logo is a registered trademark of J C Bamford Excavators Ltd.

